

PS1 Filter properties

The PS1 observations are obtained through a set of five broadband filters, designated as $grizy_{P1}$. Under certain circumstances PS1 observations are obtained with a sixth, "wide" filter designated as w_{P1} that essentially spans the gri bands.

Contents

- [References](#)
- [Filter descriptions](#)

The starting point for the PS1 data archive is at [Pan-STARRS1 data archive home page](#).

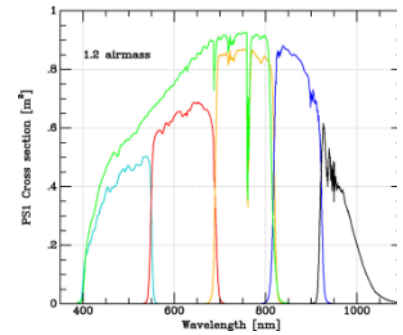


Figure from Tonry et al. 2012 : The PS1 capture cross-section in $m^2/e/photon$ to produce a detected e for an incident photon for the six Pan-STARRS1 bandpasses, $grizy$ and w for a standard airmass of 1.2

References

The following information is taken from these papers, which should be cited appropriately

- Chambers et al. 2016, The Pan-STARRS1 Surveys
- T.J. Tonry et al. 2012, [The Pan-STARRS1 Photometric System](#)
- C. Stubbs et al. 2010, Precise Throughput Determination of the PanSTARRS Telescope and the Gigapixel Imager Using a Calibrated Silicon Photodiode and a Tunable Laser: Initial Results
- D. Scolnic et al. 2015, [Supercal: Cross-calibration of Multiple Photometric Systems to Improve Cosmological Measurements with Type Ia Supernovae](#)
- A link to the overall Pan-STARRS throughputs as shown in the [Tonry et al. figure below are here](#) at [VizieR](#) or also as a [machine readable ascii file here](#)

Filter descriptions

The Pan-STARRS1 observations are obtained through a set of five broadband filters, designated as $grizy_{P1}$. Under certain circumstances Pan-STARRS1 observations are obtained with a sixth, "wide" filter designated as w_{P1} that essentially spans the gri bands. There is full sky 3 sky coverage in each of $grizy_{P1}$ but not in w_{P1} , which was mostly used for near-earth object surveys. Although the filter system for Pan-STARRS1 has much in common with that used in previous surveys, such as SDSS (York et al. 2000), there are important differences, which is why the filters are labelled specifically with the P1 subscript. The g_{P1} filter extends 20 nm redward of g -SDSS with the intention of providing greater sensitivity and lower systematics for photometric redshifts. The strong [O I] 5577 sky emission is on the filter edge but only at 1% transmission. The z_{P1} filter has a sharply defined cut-off at 922 nm, which is contrast to the SDSS- z band which has no red cut off and the response is defined by the detector response. The r_{P1} and i_{P1} filters are very similar to SDSS and colour differences between the two magnitude systems are small. SDSS has no corresponding y_{P1} filter. The transmission of the Pan-STARRS1 filters, optics and total throughput were precisely measured with a calibrated photodiode and a tuneable laser, without use of celestial standards by Stubbs et al. (2010). The definition of the photometric system has already been discussed in detail and published in Tonry et al. (2012b). Photometry is in the "natural" Pan-STARRS1 system in "monochromatic AB magnitudes" (Oke & Gunn 1983) as described in Tonry et al. (2012).

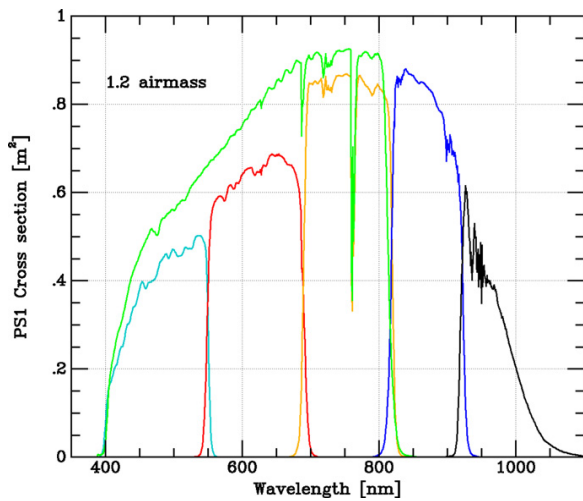


Figure from Tonry et al. 2012 : The PS1 capture cross-section in $m^2/e/\text{photon}$ to produce a detected e for an incident photon for the six Pan-STARRS1 bandpasses, grizy and w for a standard airmass of 1.2

The mean wavelengths are:

Filter	Mean Wavelength (Å)
g	4866
r	6215
i	7545
z	8679
y	9633

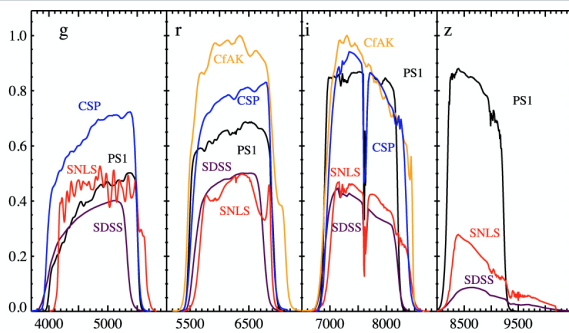


Figure from Scolnic et al. 2015, showing comparisons between the $griz_{P1}$ and other survey filters (CSP = Carnegie Supernova Project and CFAK = CfA-KeplerCam, SNLS = Supernova Legacy Survey)