

One-Click Download

On this page...

- [Context: Portal Search Results](#)
- [Observation Instant Download](#)
- [Export Search Results](#)
- [For Further Reading...](#)

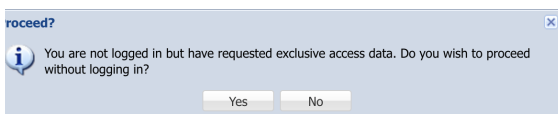
Context: Portal Search Results


One-click download is the simplest and fastest way to retrieve **a single result** from the results table. The result is usually an Observation, which can contain multiple files.

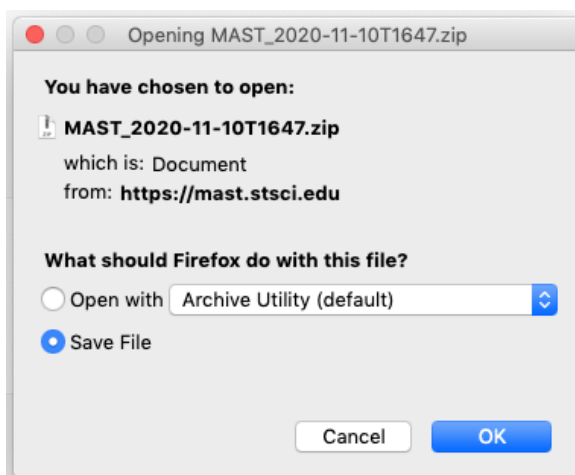
The screenshot displays the Portal Search Results interface. On the left, there is a 'Filters' panel with a 'Keyword/Text Filter' and a 'Mission' section listing various missions like SPITZER_SHA, HLA, HST, IUE, SWIFT, PS1, TESS, and FUSE. The main area shows a table of search results for 'MESSIER 057, radius: 0.01667°'. The table has columns for 'Actions', 'Preview', 'Mission', 'Instrument', 'Filters', 'Target Name', 'Calib...', and 'Exposure...'. Three rows of results are visible, each with a preview image of the target. On the right, the 'AstroView' tool is shown, displaying a star field with a central bright source and several overlaid rectangular and circular regions of interest. The coordinates for the central source are given as 18:53:49.179 +32:58:51.48.

Instant observation download is available after a successful Portal search, where the results are presented in a table format flanked by applicable [filters](#) (left) and the [AstroView](#) tool (right). It is also possible to export the search results table to a local file.

Observation Instant Download

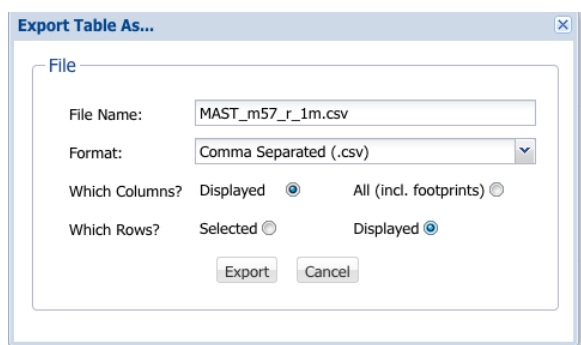


Click the **File** icon  to initiate a download of a single observation. If *Exclusive Access* data are selected without logging in, the Portal will warn that you are not logged in. Proceeding without logging in will allow the download of only data products that are not protected by *Exclusive Access*.



Successful download will result in a zip file containing the [Minimum Recommended Products](#) contained within that observation. A pop-up like the one on the left may appear, depending upon your browser settings.

Export Search Results



Export Table As...

File


File Name: MAST_m57_r_1m.csv

Format: Comma Separated (.csv)

Which Columns? Displayed ☒ All (incl. footprints) ☐

Which Rows? Selected ☐ Displayed ☒

Export Cancel

Click the **Download** icon  to save the results table to a local file. The table can contain:

- All columns, or only those displayed
- All displayed rows, or only those selected with a checked box

For Further Reading...

- [Download Basket](#)